

Build, Equip, Ship.

You're in charge when you build and equip our reliable bedside, lab, and phlebotomy carts to suit your facility, all while staying on budget.

These durable carts feature stainless steel construction, an Auto-Lifter for easy height adjustment, ergonomic push handle, and 4" Silent twin wheel casters – two with brake. Work surfaces are anti-microbial and powder coated for extra durability.

Select the optimal Work Surface, then Accessorize your Custom Cart!

AL-88787 (pictured) includes:

- 24"W x 20"L Work Surface with Lipped Edge
- Large Drop-in Bin with Dividers
- Pen Holder
- Sani-Wipe Holder
- Auto-Lifter (adds up to 10" to total height)
- Ergonomic Horizontal/Vertical Handle
- 4" Silent twin-wheel casters, 2 with brake

Additional accessories shown:

- Large Drawer with Glovebox
- Shallow Bin with Dividers
- Small Bin with Dividers



Cart Specs:

Max Height 50" tall
with Auto-Lifter raised
Min Height 44" tall
with Auto-Lifter lowered
Footprint 28" x 26"
Total Weight 43 lbs



> BUILD A CUSTOM CART

Choose the best Work Surface for your facility:

AL-88790



Cart includes (top photo)


- 16"W x 16"L Work Surface with Lipped Edge
- Small Drop-in Bin with Dividers
- Pen Holder
- Auto-Lifter (adds up to 10" to total height)
- Ergonomic Horizontal/Vertical Handle
- 4" Silent twin-wheel Casters, 2 with brake

Additional accessories (right photo)

- Large Drawer with Glovebox
- Swing-Lid Waste Container
- Shallow Bin with Dividers



AL-88788



Cart includes (top photo)


- 24"W x 20"L Work Surface with Lipped Edge
- Large Drop-in Bin with Dividers
- Pen Holder
- Sani-Wipe Holder
- Auto-Lifter (adds up to 10" to total height)
- Ergonomic Horizontal/Vertical Handle
- 4" Silent twin-wheel Casters, 2 with brake

Additional accessories (right photo)

- Large Drawer with Glovebox
- Shallow Bin with Dividers
- Small Bin with Dividers



AL-88789



Cart includes (top photo)

4-Outlet Power Strip mounted to underside of Work Surface

- 24"W x 20"L Work Surface with Lipped Edge
- Two Small Drop-in Bins with Dividers
- Auto-Lifter (adds up to 10" to total height)
- Ergonomic Horizontal/Vertical Handle
- 4" Silent twin-wheel Casters, 2 with brake

Additional accessories (right photo)

- Large Drawer with Glovebox
- Large Drawer
- Shallow Bin with Dividers



Call For Details



Cart includes (top photo)

- 24"W x 20"L Work Surface with Lipped Edge
- Auto-Lifter (adds up to 10" to total height)
- Ergonomic Horizontal/Vertical Handle
- 4" Silent twin-wheel Casters, 2 with brake

Additional accessories (right photo)

- Large Drawer with Glovebox
- Large Drawer with Dividers
- Shallow Bin with Dividers



> BUILD A CUSTOM CART

Select Accessories to complete your Custom Cart:

We offer a wide variety of useful accessories that accommodate the needs of your staff and patients. Universal accessories fit 1" to 1-3/4" diameter poles.



Shallow Bin with Dividers
AL-25782

OD 17.5"W x 11.75"L x 3.5"H
ID 15"W x 9.25"L x 3.5"H
WEIGHT 4lb 2oz



Small Bin
Call For Details

OD 11"W x 9.5"L x 5"H
ID 9.5"W x 7"L x 5"H
WEIGHT 2lb 10oz



Small Bin with Dividers
AL-89134A

OD 11"W x 9.5"L x 5"H
ID 9.5"W x 7"L x 5"H
WEIGHT 2lb 14oz



Large Bin with Dividers
AL-89134C

OD 17.5"W x 11.75"L x 6"H
ID 15"W x 9.25"L x 6"H
WEIGHT 4lb 8oz



Extra Large Bin
Call For Details

OD 17.5"W x 11.75"L x 8"H
ID 15"W x 9.25"L x 8"H
WEIGHT 5lb 2oz



Extra Large Bin with Dividers
AL-89134E

OD 17.5"W x 11.75"L x 8"H
ID 15"W x 9.25"L x 8"H
WEIGHT 5lb 8oz



Shallow Drawer
Call For Details

OD 18.75"W x 14.5"L x 3.75"H
ID 15"W x 9.25"L x 3.5"H
WEIGHT 16lb 7oz




Shallow Drawer with Glovebox
Call For Details

OD 22.25"W x 14.5"L x 3.75"H
ID 15"W x 9.25"L x 3.5"H
WEIGHT 18lb 2oz



Large Drawer
Call For Details

OD 18.75"W x 14.5"L x 6.25"H
ID 15"W x 9.25"L x 6"H
WEIGHT 16lb 15oz



Large Drawer with Glovebox
Call For Details

OD 22.25"W x 14.5"L x 6.25"H
ID 15"W x 9.25"L x 6"H
WEIGHT 18lb 10oz



Extra Large Drawer
Call For Details

OD 18.75"W x 14.5"L x 8.25"H
ID 15"W x 9.25"L x 8"H
WEIGHT 17lb 4oz



Extra Large Drawer with Glovebox
Call For Details

OD 22.25"W x 14.5"L x 8.25"H
ID 15"W x 9.25"L x 8"H
WEIGHT 18lb 15oz




Swing Lid Waste Basket
AL-89142

OD 7.75"W x 14.5"L x 11"H
ID 7.5" Diameter x 8.5"H
WEIGHT 2lb
CAPACITY 1.25gal



Cord Winders
Call For Details

OD 1.75"W x 4"L x 1.5"H
WEIGHT 10oz



Sani Wipe Bracket
AL-25777

OD 10.75"W x 5.75"L x 5"H
ID 5.375" Diameter x 5"H
WEIGHT 1lb 12oz



Sani Wipe Bracket
Call For Details

OD 4.5"W x 6.25"L x 6"H
WEIGHT 1lb 4oz



Foley Bag Hook
AL-25779

OD 2.25"W x 10"L x 2.25"H
WEIGHT 12oz



> BUILD A CUSTOM CART


Select Accessories to complete your Custom Cart:

We offer a wide variety of useful accessories that accommodate the needs of your staff and patients. Universal accessories fit 1" to 1-3/4" diameter poles.



8-Hook Rake Top
Call For Details

OD 12.25"W x 6.5"L x 3.75"H
WEIGHT 1lb 5oz




4-Hook Rams Horn
Call For Details

OD 9.25"W x 9.25"L x 2.25"H
WEIGHT 1lb 4oz



5 Quart Sharps Container
Call For Details

OD 10.75"W x 5"L x 11"H
ID 10"W 4"L x 9"H
WEIGHT 13oz




Custom Sharps Bracket
Call For Details




1 Quart Sharps Bracket
AL-89138A

OD 3.875"W x 5.625"L x .75"H
ID 3.5"W 3.5"L x .75"H
WEIGHT 12oz



2 Gallon Sharps Bracket
AL-89138C

OD 9.625"W x 8"L x .75"H
ID 9.3125"W 5.875"L x .75"H
WEIGHT 1lb 6oz




2 Gallon Sharps Extended Bracket
Call For Details

OD 9.625"W x 13"L x .75"H
ID 9.3125"W 5.875"L x .75"H
WEIGHT 1lb 6oz



5 Quart Sharps Bracket
AL-89138E

OD 10.5"W x 6.375"L x .75"H
ID 10.125"W 4.125"L x .75"H
WEIGHT 1lb 4oz



5 Quart Sharps Extended Bracket
Call For Details

OD 10.5"W x 11.375"L x .75"H
ID 10.125"W 4.125"L x .75"H
WEIGHT 1lb 8oz



Locking Sharps Bracket
Call For Details

OD 8.5"W x 7"L x .75"H
WEIGHT 11oz



Zebra QL220/QL320 Printer Bracket
Call For Details

OD 3"W x 2.25"L x 8"H
WEIGHT 3oz



Motorola MC55/55A Bracket
Call For Details

OD 3.375"W x 1.625"L x 4.625"H
ID 3.1"W 1.5"L x 4.375"H
WEIGHT 6oz



Motorola 75 PDA Bracket
Call For Details

OD 3.375"W x 2.125"L x 5.375"H
ID 3.4375"W 1.875"L x 5.25"H
WEIGHT 9oz



Captuvo SL22 PDA Bracket
Call For Details

OD 3.375"W x 1.75"L x 4.5"H
ID 3.1"W 1.35"L x 4.3125"H
WEIGHT 7oz



iPhone Bracket
Call For Details

OD 3.375"W x 1.75"L x 4.5"H
ID 3.1"W 1.35"L x 4.3125"H
WEIGHT 7oz



Zebra QLN220 Printer Bracket
Call For Details

OD 3.75"W x 3.75"L x 6.75"H
ID 4"W 4"L x 6.75"H
WEIGHT 8oz



Zebra QLN320 Printer Bracket
Call For Details

OD 3.5"W x 4.75"L x 7"H
ID 3.875"W 5"L x 7"H
WEIGHT 10oz

