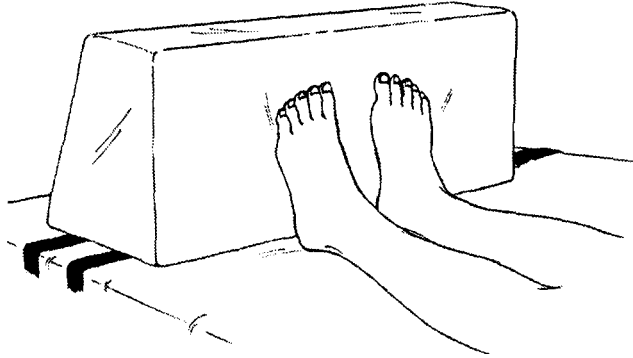
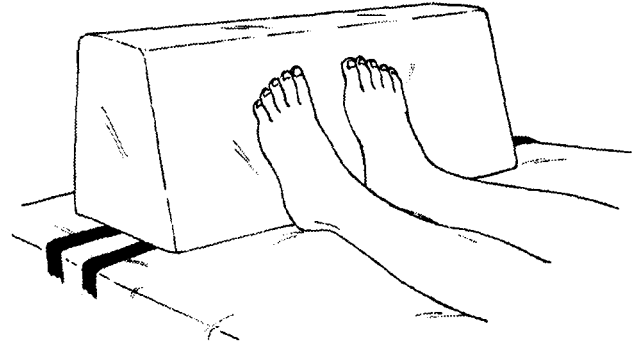


BED FOOT SUPPORT

Reorder #
AL 85705



1. STRAIGHT



2. ANGLED

Purpose

The Bed Foot Support is designed to prevent foot-drop. It features both a straight side and an angled side to accommodate foot-positioning needs. The Bed Foot Support also keeps blankets and sheets off patient's feet.

Application

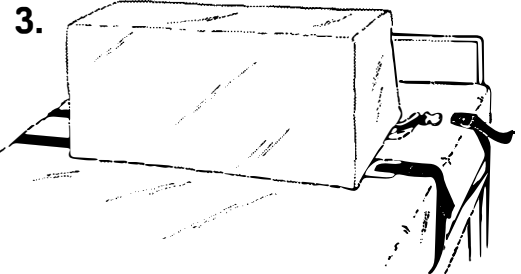
1. Select the side—straight or angled—that best accommodates your patient's needs. (See illustrations 1 and 2 above.)

2. Place Bed Foot Support at foot of bed. Wrap both straps around mattress. (Note: A sheet should cover the mattress.) Secure color-coded buckles. (See illustration 3.)

3. Tighten straps by pulling the webbing through the buckles. Make straps as tight as possible to prevent movement of the foot support. (See illustration 4.)

Easy Care

The Bed Foot Support wipes clean with a damp cloth and spray-type cleaner. A mild disinfectant may be used.



4.

