

AL-85324

PTS

Patient Transfer System

- Allows a single caregiver to safely transfer a patient
- Provides the safest transfer possible
- Creates a more positive patient experience

Moving a patient can be challenging and unsafe, especially when dealing with heavier patients. Our H-250 and I-400 chairs can be equipped with our unique, easy to adjust Patient Transfer System (PTS).

Our Patient Transfer System works with most beds and stretchers and allows a single caregiver to safely and easily transfer a dependent patient with greater frequency and ease without the indignity, discomfort and medical limitations of traditional handling methods.



Product	Included in kit	Part no.
Patient transfer system kit for H-250	2 chair brackets, 5 transfer straps, 2 bed posts, 1 mattress cover (non-slip), 1 Transfer bar, 5 sheet clips, 5 plastic plugs and 2 bed clamps.	AL-85324-250
Patient Transfer System kit for I-400 (hospital)	2 bed brackets, 1 transfer bar, 5 transfer straps and 2 transfer sheets.	AL-85324-400
Patient Transfer System kit for I-400 (Home care)	2 bed posts, 1 transfer bar, 5 transfer straps, 1 mattress cover (non-slip), 5 plastic plugs, 5 sheet clips, 2 bed clamps.	Call

Patient Transfer System – easy transfer performed by one single caregiver

The duties to caregivers as well as the risk of musculoskeletal injuries have progressively increased as a result of the constant demand of moving and repositioning patients regardless of their size and/or weight.

By using our PTS system (Patient Transfer System) unnecessary lifting and risk of injury to caregivers is minimized. Our Patient Transfer System (PTS) works together with our convertible chairs to offer a multitude of positioning capabilities within a single product.

Designed to allow a single caregiver to easily and safely transport and reposition a patient, our chairs can perform the functions of a stretcher, mobile chair, and custom seating.

The Benefits of the Patient Transfer System


As more and more demand is put on the caregiver, we are determined to simplify the job and prevent injury with one product:

- Make the job easier
- Reduce preventable incidents
- Provide the safest transfer possible
- Help enhance the quality of care provided
- Create a more positive patient and caregiver experience


1 Place the chair by bed in stretcher position.



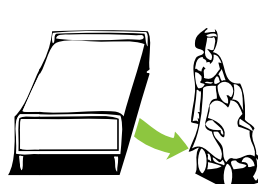
2 Attach bed sheet to transfer bar.



3 Transfer patient by turning handle.



4 Incline chair and you are ready to go!



Distributor:

ALCO[®]
Sales & Service Co.

6851 High Grove Blvd.
Burr Ridge, IL 60527

info@alcosales.com
www.alcosales.com
800.323.4282

