

SMOKER'S APRON

Item #	Color	Unit
□ AL-62425	White	Each
□ AL-62426	Blue Pattern	Each
□ AL-62427	White	Each
□ AL-62428	Blue	Each

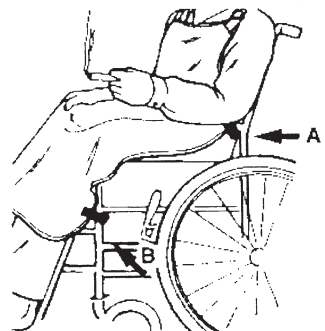


Purpose

ALCO's Smoker's Apron is designed as an aid in the prevention of accidental ignition of a resident's or patient's clothing. It is not a substitute for proper supervision. Patients or residents in wheelchairs who smoke must be supervised. The Smoker's Apron is intended for wheelchair use only. If the smoker is in a Geri-Chair, we suggest the larger Geri-Chair Smoker's Apron. The model numbers are AL-62427 (white) and AL-62428 (blue pattern).

Easy to Use

1. Place apron over resident/patient and adjust neck strap so that the top of the apron is above the chest. See illustration above.
2. Wrap the upper two sets of Velcro® straps around the left and right metal bars just behind the armrest pads. See illustration A. Secure by pressing hook side against loop side.
3. Wrap lower two sets of Velcro® straps around the left and right metal bars just below the front of the wheelchair seat. See illustration B. Secure by pressing hook side against loop side.



Easy Care

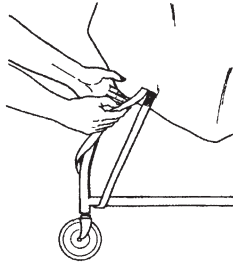
The Smoker's Apron may be cleaned with a spray-type cleanser and a damp cloth or sponge. Do not launder. This fabric can be folded for storage without the risk of developing cracks or pinholes.

GERI-CHAIR SMOKER'S APRON

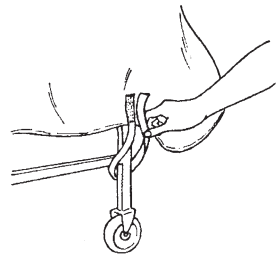
Item #	Color	Fabric	Unit
AL-62427	White	Firegard™	Each
AL-62428	Blue	Firegard™	Each



A



B



Purpose

ALCO's Geri-Chair Smoker's Apron is designed as an aid in the prevention of accidental ignition of a resident's or patient's clothing. It is not a substitute for proper supervision. Patients or residents in Geri-Chairs who smoke must be supervised. The Geri-Chair Smoker's Apron is intended for Geri-Chair use only. If the smoker is in a wheelchair, we suggest the Smoker's Apron designed for wheelchair use. The model numbers are AL-62425 (white) and AL-62426 (blue pattern). See 1st page.

Easy to Use

1. Place the apron over resident/patient and adjust the neck strap so that the top of the apron is above the chest. See illustration above.
2. Secure upper Velcro® closures on left and right sides above left and right rear wheels. See illustration A.
3. Secure lower Velcro® closures on left and right sides above left and right front wheels. See illustration B.

Easy Care

The Smoker's Apron may be cleaned with a spray-type cleanser and a damp cloth or sponge. Do not launder. This apron is made of Firegard™ fabric, which can be gently folded for storage without the risk of developing cracks or pinholes.