

ALCO[®]

Sales & Service Co.

AL-52300

WHEELCHAIR SCALES



PORTABLE



Optional

ALCO
Model AL-52300
Portable
Wheelchair Scale
with Column



- 1,000 lb / 450 kg capacity with optional Wi-Fi
- Portable scale with vertical fold-up storage
- 2-way low-profile platform for easy patient access

EFFICIENT MEASUREMENT



The AL-52300's MedVue® weight indicator is the clinical industry's most advanced, featuring EMR/EHR-ready serial, USB, and optional Wi-Fi connectivity, BMI calculation, yellow "quick keys" for basic weighing, and a multi-line LCD display. The scale is powered by 6 AA batteries (not included) or optional AC adapter.



American-Made Quality


- Up to 99 tares (optional) to store wheelchair weights for efficient patient weighing.
- Hold/Release key to hold weight after leaving the scale for better patient care.
- Interface with a PC or printer via serial, USB or optional Wi-Fi or wired Ethernet for EMR.
- Patient ID Barcode Scanning: Send 14-digit patient ID to indicator for EMR/EHR records.

The AL-52300's column folds down and latches securely for easy transport in four directions.



Optimum patient weighing "on-the-move"

One of the most popular medical scales in the industry, this ingeniously-designed USA-made scale offers a wide range of versatility. It can be used with wheelchairs, straight-legged chairs or as a stand-on scale. The AL-52300's 30 x 32 in / 76 x 81 cm platform (flat portion) features integral sloped ramps allowing access from either side. This lightweight digital fold-up scale is made for heavyweight tasks in patient care.



Integral dual-access ramps allow maximum convenience for loading and unloading patients from either side of the scale.

4-WAY EASY TRANSPORT

The AL-52300 scale's column folds down and latches securely for easy transport in four directions made possible by the dual-direction wheels. AL-52300's vertical fold-up feature also equals minimal floor space for storage in an upright position when not in use.

Ideal for use in multiple areas

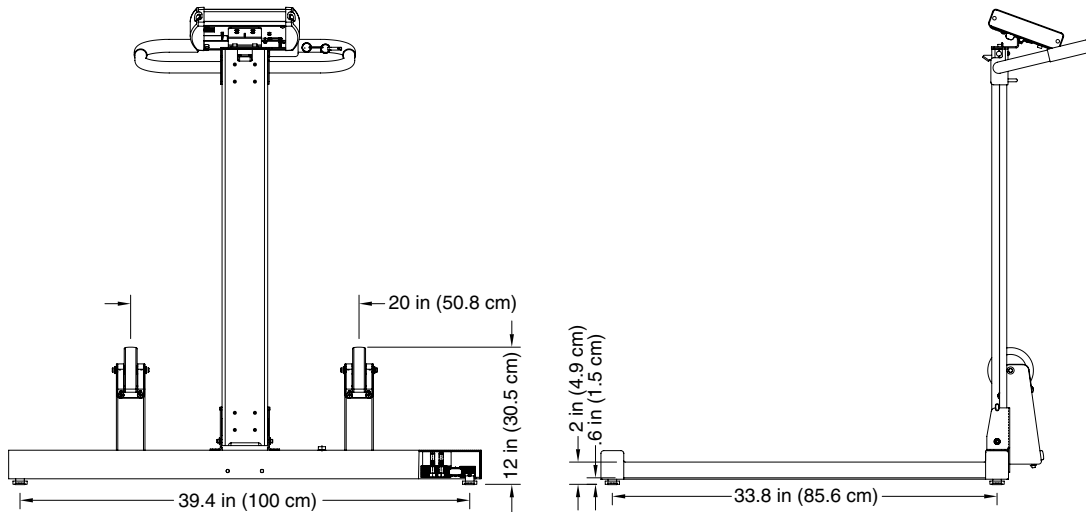
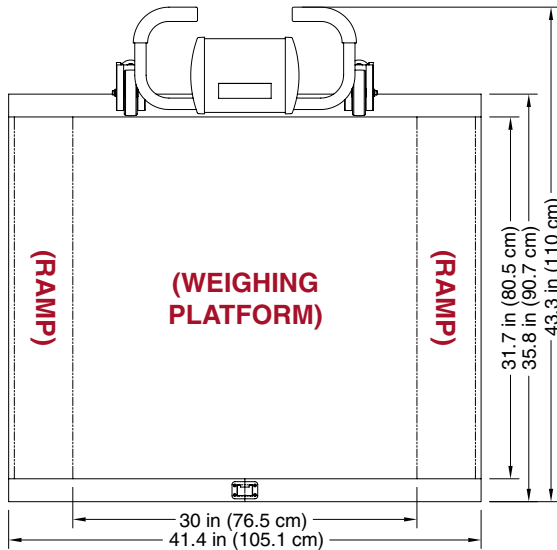


 **DETECTO**[®]
A Division of Cardinal Scale Manufacturing Co.

ALCO's AL-52300 scale features pushbutton and keypad tare for removing the wheelchair weight to display the actual patient weight.



AL-52300 WHEELCHAIR SCALE



Capacity	1,000 lb x 0.2 lb / 450 kg x 0.1 kg
Display	Weight: 5-digit, 7-segment, 7/8 inch (22.2 mm) high LCD Height: 4-digit, 7-segment, 1/2 inch (12.7 mm) high LCD
Keyboard	Membrane type with 19 keys
Connectivity Ports	RS232 serial and USB (standard), wired and Wi-Fi Ethernet (optional)
Display Dimensions	6.8 inch H x 7.6 inch W x 1.8 inch D (171.4 mm W x 193.8 mm H x 44.4 mm D)
Power	6 AA cell Alkaline, Ni-Cad or NiMH batteries (not included) OR an optional 12 VDC 1.25A wall plug-in AC power adapter (Detecto part number MV1PWR)
Resolution	5,000 divisions, maximum
Operating Temperature	14° to 104° F (-10° to +40° C)
Enclosure Construction	Steel and Aluminum
UPC Code	809161139402
Shipping Weight	91 lb / 41.2 kg

ALCO reserves the right to improve, enhance, or modify features and specifications without prior notice.



info@alcosales.com | 800.323.4282 | www.alcosales.com

