

MADE
IN THE **USA**

Product Description:

- Kit Includes:
 - AL-89804 Respiratory Hygiene Station - Locking
 - Holds 100+ bulk or two boxes of face masks, one - two boxes of facial tissues or one box of gloves, and one hand sanitizer dispenser
 - Hinged locking lid
 - Black ABS Plastic
 - AL-89799-0420 Floor Stand
 - Black Powder-Coated Steel
 - AL-89800-H Sign Holder - Horizontal
 - Holds 11" x 8.5" signage
 - Clear PETG Plastic
- Assembly hardware included

Primary Area for Product Usage:

- All ports of entry
- Anywhere respiratory hygiene products are needed

Dispenses:

- Left: Dispensing unit no larger than 8.50"W x 14.75"H x 5.00"D (21.6 cm x 37.5 cm x 12.7 cm)
- [Note: Refer to automatic dispensing specifications on detection distance requirements.]
- Middle (divided): Box(es) or item(s) no larger than 3.95"W x 8.82"H x 4.80"D (10.0 cm x 22.4 cm x 12.2 cm)
- Right: Box(es) no larger than 5.50"W x 8.82"H x 4.80"D (14.0 cm x 22.4 cm x 12.2 cm)

Product Specifications (overall assembled dimensions):

- 22.25"W x 58.29"H x 17.00"D (56.5 cm x 148.1 cm x 43.2 cm)
- 18.5 lbs (8.4 kg) - approximated

Package Specifications:

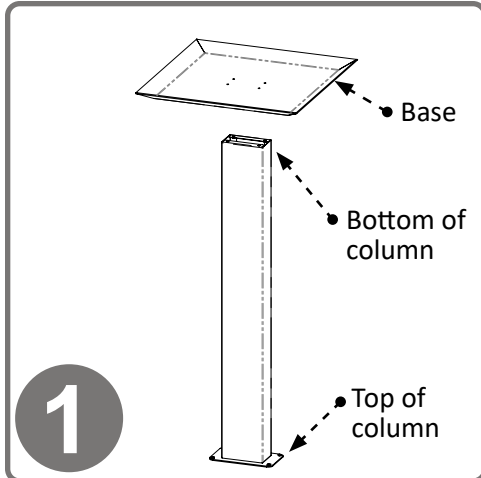
- Package Quantity: 1 per case
- 36"L x 20"W x 6"H (91.4 cm x 50.8 cm x 15.2 cm)
- 23.0 lbs (10.4 kg) - approximated



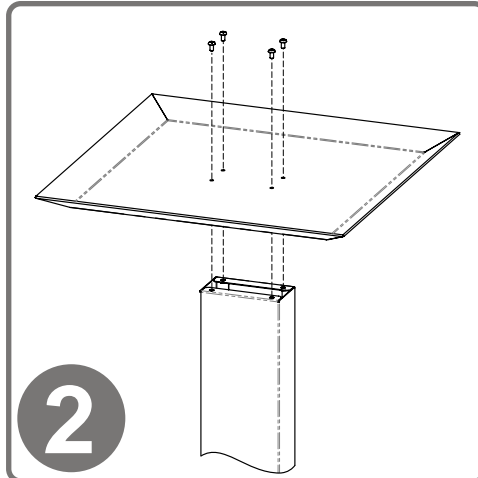
Sanitizer, face
masks, and tissues
not included

Installation

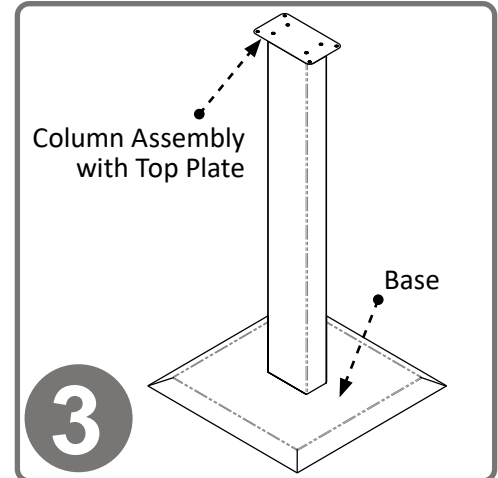
Always mount dispensers securely *prior* to loading with product.



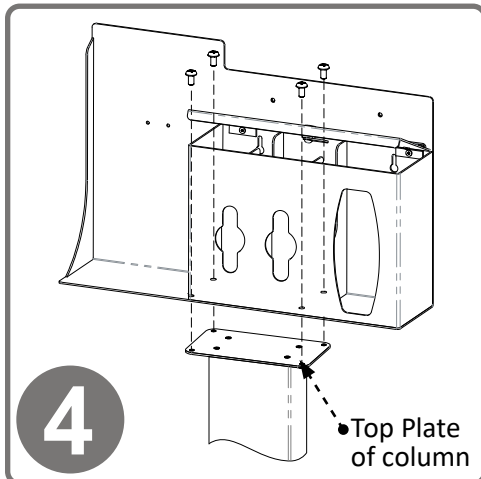
To secure base to column, turn column upside down (with top plate down) and place base inverted, as shown, on column.



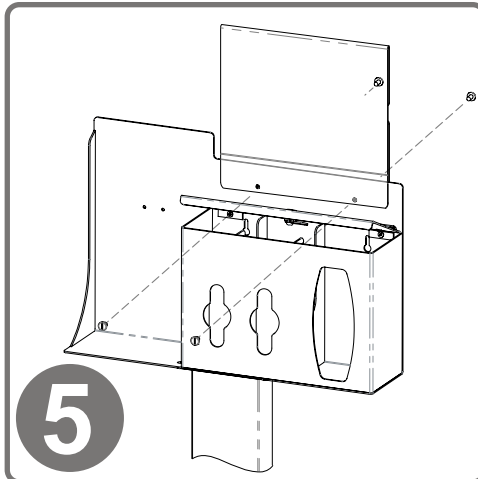
Use Phillips screwdriver to secure base to column with (4x) screws (10-32 x 5/16").



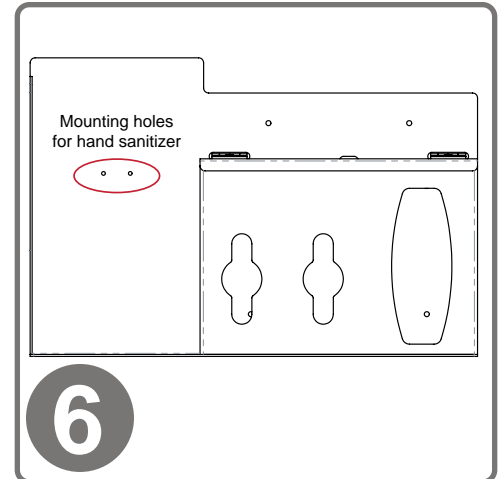
Turn stand right side up, so the base is on the floor.



Attach the Respiratory Hygiene Station to the column using (4x) screws included with stand. Tighten.



To mount the Sign Holder, align the mounting holes of the holder with the holes on the top front of the dispenser. Attach using (2x) barrel screws included with sign holder.



Attach hand sanitizer dispenser using VHB tape or mounting holes provided.

Parts included:

- Base
- Column
- Hygiene Station
- Sign Holder
- Hardware
 - (8x) 10-32 x 5/16" Phillips head screws
 - (2x) barrel screws

Tools Required:

- Phillips Screwdriver
- Flathead Screwdriver

Respiratory Hygiene Station

ABS Plastic

Floor Stand

Powder-Coated Steel

Sign Holder

PETG Plastic

Material Characteristics

Designed for Long-Term, Heavy-Duty Applications

The combination of copolymers (Acrylonitrile, Butadiene, and Styrene) gives ABS an excellent combination of strength, rigidity, and toughness.

ABS is chemical and stress-crack resistant. It is tough, dimensionally stable, and will hold up to long-term use. It possesses high strength and performance characteristics at a reasonable cost.

Designed for Long-Term Use

Our steel dispensers and stands are coated with polyester powders which makes them highly resistant to corrosion.

Powder-coated steel is ideal for dispensers used in a healthcare or an industrial setting because it is impact resistant and is not affected by extremes in temperature.

Dispensers and stands made of powder-coated steel are both attractive and functional, providing years of service.

Designed for Long-Term, Heavy-Duty Applications

Copolyester resin is designed for heavy-duty applications.

Copolyester (PETG) is typically 15-20 times tougher than general purpose acrylic. PETG is made to withstand handling and reduce losses due to breakage.

PETG resists a variety of chemicals and commonly used cleaning agents. It is tough and durable (not brittle), providing years of trouble-free functionality and long life.

Clear optical characteristics mean the viewer can see the content, read text, and see true colors through the material. It complies with FDA regulations for food contact.

Care and Cleaning

Use mild soap and water to clean. Petroleum-based oils, solvents, and paints should not be used.

Standard hospital cleaning supplies can be used.

For best results, clean by washing the surface with a diluted solution of a mild, non-abrasive detergent in cold or warm water and a non-abrasive cloth. Standard hospital cleaning supplies can be used.

Dry with a soft cloth. Do not use any solvent-based materials, abrasives (e.g. Scotch-brite, steel wool), or apply excessive force during cleaning.

Most cleaning chemicals do not weaken the surface or cause damage to the material. Suggested cleaning method is to use a soft cloth, warm water, and mild soap.