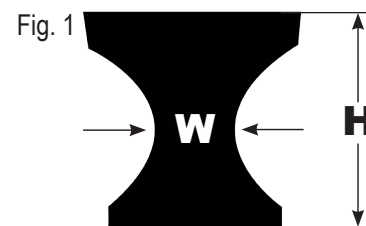




Front View

ReOrder #	Description	Size	Measurements*			Height	Units
			Length	Max. Width	Min. Width		
AL-85707-S	Hip Abduction Pillow	Small	16.5"	8.75"	2"	6"	2/cs.
AL-85707-M	Hip Abduction Pillow	Medium	22.5"	11"	1.75"	6"	2/cs.

*Width is measured at inside concave position, see Fig. 1



Purpose

The Hip Abduction Pillow separates the legs of patients who are recovering from procedures or who are at risk of skin breakdown caused from friction or pressure. The polyfoam pillow features concave sides and two foam straps with hook and loop fasteners on each side to comfortably secure the Positioning Device into place.

Easy To Use

This item comes with extra-long straps. We recommend cutting the straps to the appropriate size in order to effectively secure the item to the patient. To start this process, place abduction wedge with narrow end facing the patient and pull the straps so the hook is on the top and the loop end is laying on the bed (Fig. 2). Next, cut the strap to the appropriate size. This can be done by using any type of scissors making sure you do not cut the side of the strap that contains the hook fastener (Fig. 3). Once you have the appropriate size, close all straps (Fig. 4). Note this product is intended to be used as a single-patient-use item.

Please note: This product comes vacuum packed so depending on storage time it may be necessary to allow a few hours for it to return to its full size.




Fig. 2




Fig. 3




Fig. 4

