



AL-82512 Patient Lift

AL-82512A | CONVERTIBLE

The innovative AL-82512A home care lift is designed to allow manual or electric use. The hydraulic unit may be upgraded to electric anytime with an easy-to-attach electric kit. Built to last and yet extremely affordable. Ask your local dealer about the Medicare options available for this lift.



- 6 point spreader bar
- **400lb** capacity
- Electric
- Medicare options available
- No tool required for assembly





- 6 point spreader bar
- **400lb** capacity
- Hydraulic
- Medicare options available

UPGRADE ELECTRONIC KIT



SPECIAL FEATURE

- *EASY TO DISASSEMBLE
FOR TRANSPORTING
- *NO TOOLS NEEDED

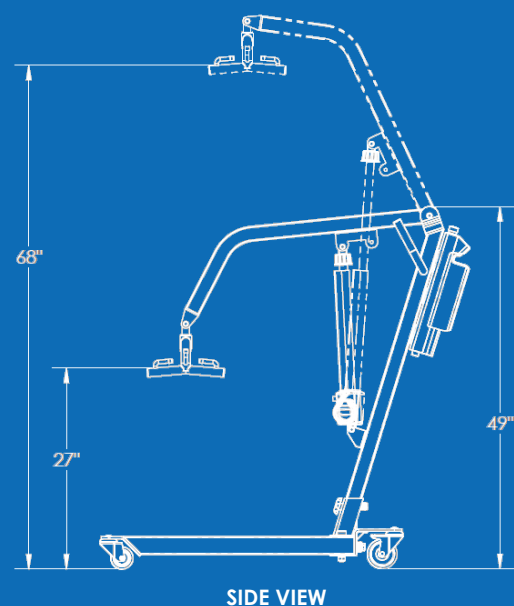
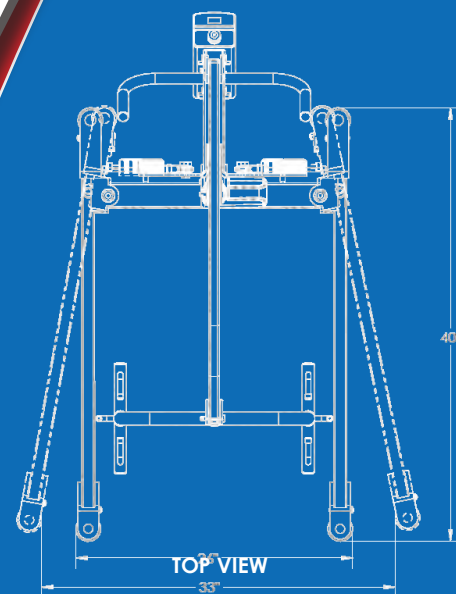
DIMENSIONS

Key Dimensions of AL-82512A

maximum capacity	400Lb / 182Kg
base legs length	40"
base closed external width	26"
based open external width	33"
mast height	49"
base height	4.8"
min. lifting height	27"
max. lifting height	68"
net weight	82Lb / 37Kg
shipping weight	93Lb / 42Kg

* with spreader bar

**SPECIFICATIONS PROVIDED ARE A GENERAL GUIDELINE
AND ARE SUBJECT TO CHANGE WITHOUT NOTICE**



NEW!

AL-82512C | FULL BODY PATIENT LIFT

The AL-82512C is the perfect blend of form and function for patient transfers. With an overall base length of 44.9", maximum width of 42.9", and base height of 4.5", it is the perfect solution for transferring bariatric patients in small rooms with low beds.



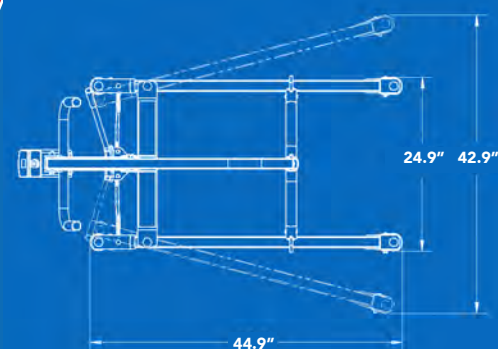
- **500lb** capacity
- Dual front castors
- New electronics with 24/7 capability
- New hand operated base opening



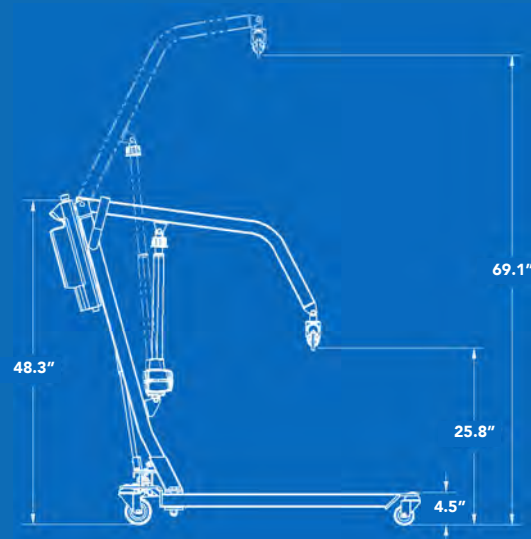
DIMENSIONS

Key Dimensions of AL-82512C	
maximum capacity	500Lb / 228Kg
base legs length	44.9"
base closed external width	24.9"
based open external width	42.9"
mast height	48.3"
base height	4.5"
min. lifting height	25.8"
max. lifting height	69.1"
net weight	99Lb / 45Kg
shipping weight	108Lb / 49Kg

*** SPECIFICATIONS PROVIDED ARE A GENERAL GUIDELINE AND ARE SUBJECT TO CHANGE WITHOUT NOTICE**



TOP VIEW



SIDE VIEW

AL-82512E | FULL BODY PATIENT LIFT

The AL-82512E is one of the latest ProCare products. Ergonomically designed to reduce and eliminate back injuries among professional caregivers. Providing comfort and dignity for users.



- **600lb** capacity
- Lift from floor and over high beds
- 6-point spreader bar for extra comfort
- Full electric lift with optional spare battery
- Reinforced Foot Pedal
- Optional scale.

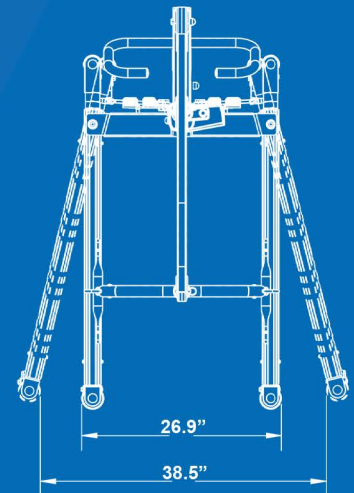
DIMENSIONS

Key Dimensions of AL-82512E	
maximum capacity	600Lb / 273 Kg
external base width (closed)	26.4"
internal leg width (opened)	39.2"
upright mast height	51.3"
overall base length	47.3"
base height	4.9"
minimum lifting height with spreader bar	26.3"
maximum lifting height with spreader bar	68.7"
net weight	1231b / 56kgs
shipping weight	1391b / 63kgs

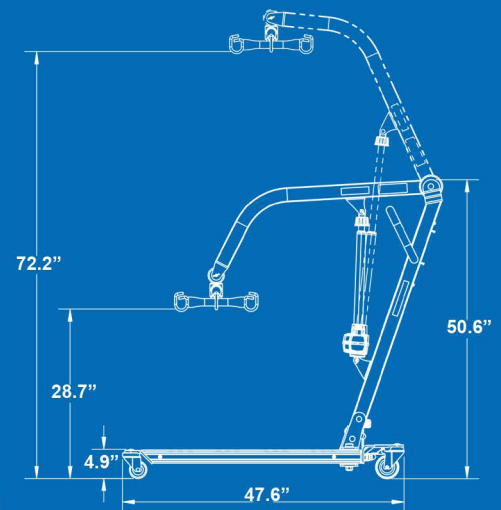
*** SPECIFICATIONS PROVIDED ARE A GENERAL GUIDELINE
AND ARE SUBJECT TO CHANGE WITHOUT NOTICE**



www.alcosales.com
info@alcosales.com
800-323-4282 | 630-655-1900



TOP VIEW



SIDE VIEW