

## SanipullBulk Premium™ Quick Installation Guide for Over Bed Light Pulls

### Assembly (~20 seconds):

1. Withdraw sufficient Sanipull ribbon to provide the optimal length between the fixture's pull chain to about 4 inches off the floor.
2. At this length cut the ribbon with scissors.
3. Hold the clip upside down. Position the end of the ribbon over the center of the clip pointing toward the clasp. Following the guide arrow, insert the ribbon under the bridge until the end butts against the end of the clasp.
4. Fold the ribbon back toward the clasp end and close the clamshell door.





1000' spool of Sanipull ribbon



120' coil of ribbon




Bandage scissors make installation easy and are available to order



5. The Sanipull design uses a SuperSanipull spring clip attached to both ends of the ribbon pull.
6. The pull is ready to install onto the pull chain of the over bed light fixture.



Ergonomic design is easy to see and grab



Optional grab handle can be positioned anywhere on the ribbon

### Installation (~10 seconds):



1. Clip one of the pull's SuperSanipull spring clips onto the fixture's switch ball chain ensuring that one or two balls are engaged behind the jaw's tooth. This attachment will provide a consistent fixture protecting release force of 12+/-2 lbs.
2. The sister clip on the bottom of the pull ribbon can be attached two ways. Loop ribbon around the bed rail in a convenient location and secure by clipping onto ribbon or clip directly onto linen. **Note:** These attachment methods will provide optimal fixture protection from damage due to over force pulls. Should it become detached anyone can reattach the spring clip to maintain switch protection. There is no need to call a maintenance person for reattachment.

**\*\* Keep these instructions handy.**

**Optional Anti-ligature Ribbon:** This safety modification provides weak zones every 6 inches along the length of the pull that allows the ribbon to tear apart when pulled with an over-force of 29 +/- 2 lbs at 24°C (74F°). This feature helps to mitigate the potential for a pull to be used as a strangulation or tying device. **Please note:** ALCO Sales & Service Co. will not be held liable for death or damages directly or indirectly involving any Sanipull product.

SuperSanipull clips are designed to mate only with Sanipull ribbon. Product warranty is void and switch protection will be compromised if clips are used with a non-approved pull medium.