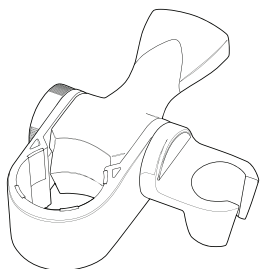
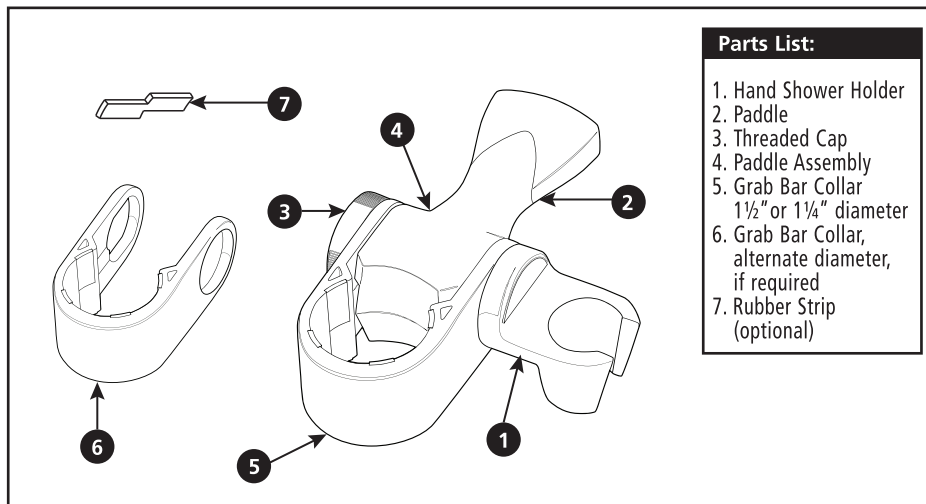


AL-66882



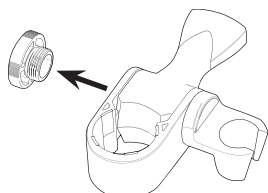
Hand Shower Mount Instructions



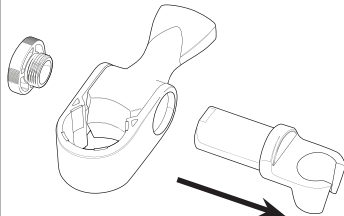
Parts List:

1. Hand Shower Holder
2. Paddle
3. Threaded Cap
4. Paddle Assembly
5. Grab Bar Collar
1½" or 1¼" diameter
6. Grab Bar Collar,
alternate diameter,
if required
7. Rubber Strip
(optional)

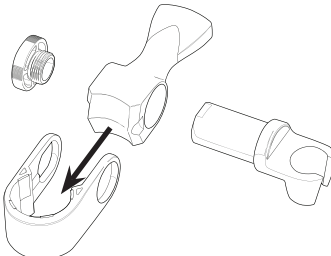
1 Unscrew Threaded Cap assembly.



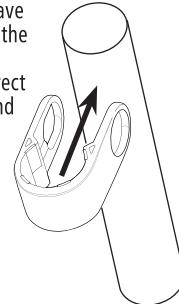
2 Slide Hand Shower Holder out of assembly.



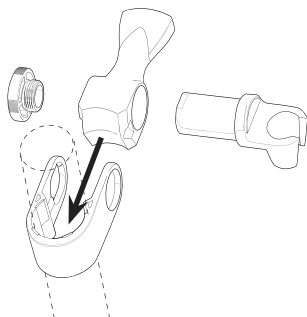
3 Slide the Grab Bar Collar out of assembly.



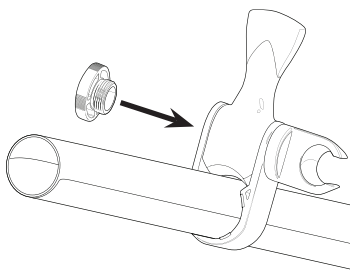
4 Identify the size of your Grab Bar. Your Hand Shower Mount has been shipped with Grab Bar Collars to accommodate either a 1½" or 1¼" diameter Grab Bar. Once you have determined the correct size, slip the correct Collar around your bar.



5 With the Collar around your bar, insert the Hand Shower Holder through the openings in the Grab Bar Collar and Paddle. Ensure the flat areas on the end of the Hand Shower Holder align with the flat sections in the opening of the Collar.

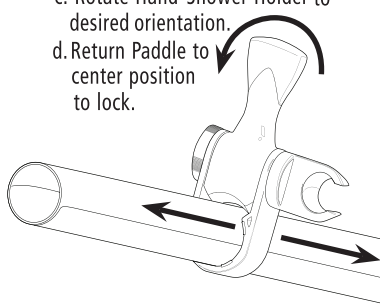


6 Screw Threaded Cap onto end of Hand Shower Holder. A coin may be used to assist in tightening Cap; however, be careful not to over tighten.

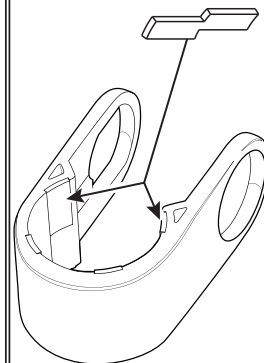


7 To position your Hand Shower Mount on your Grab Bar:

- a. Push down or Push up on the Paddle to release the grip on your Grab Bar.
- b. Slide Hand Shower Mount to desired location.
- c. Rotate Hand Shower Holder to desired orientation.
- d. Return Paddle to center position to lock.



If you require the mount to be tighter on your wallbar, add the rubber strip to the mount in these locations.



Limited Warranty

Parts and Finish

All parts (other than electronic parts and batteries) and finishes of this faucet are warranted to the original consumer purchaser to be free from defects in material and workmanship for as long as the original consumer purchaser owns the home in which the faucet was first installed or, for commercial users, for 5 years from the date of purchase.

Electronic Parts and Batteries (if applicable)

Electronic parts (other than batteries), if any, of this faucet are warranted to the original consumer purchaser to be free from defects in material and workmanship for 5 years from the date of purchase or, for commercial users, for one year from the date of purchase. No warranty is provided on batteries.

ALCO will replace, FREE OF CHARGE, during the applicable warranty period, any part or finish that proves defective in material and/or workmanship under normal installation, use and service. If repair or replacement is not practical, we may elect to refund the purchase price in exchange for the return of the product. **These are your exclusive remedies.**

ALCO recommends using a professional plumber for all installation and repair. We also recommend that you use only genuine replacement parts.

ALCO shall not be liable for any damage to the faucet resulting from misuse, abuse, neglect or improper or incorrectly performed installation, maintenance or repair, including failure to follow the applicable care and cleaning instructions.

Replacement parts may be obtained by calling the applicable number below or by writing to:

ALCO Sales & Service Co.
6851 High Grove Blvd.
Burr Ridge, IL 60527
1-800-323-4282
info@alcosales.com

Proof of purchase (original sales receipt) from the original purchaser must be made available to ALCO for all warranty claims unless the purchaser has registered the product. This warranty applies only to faucets manufactured after January 1, 1995 and installed in the United States of America, Canada and Mexico.

WE SHALL NOT BE LIABLE FOR ANY SPECIAL, INCIDENTAL OR CONSEQUENTIAL DAMAGES (INCLUDING LABOR CHARGES) FOR BREACH OF ANY EXPRESS OR IMPLIED WARRANTY ON THE FAUCET. Some states/provinces do not allow the exclusion or limitation of special, incidental or consequential damages, so these limitations and exclusions may not apply to you. This warranty gives you special legal rights. You may also have other rights which vary from state/province to state/province.

This is an ALCO exclusive written warranty and the warranty is not transferable.

If you have any questions or concerns regarding our warranty, please email us at info@alcosales.com or call us at the applicable number above.