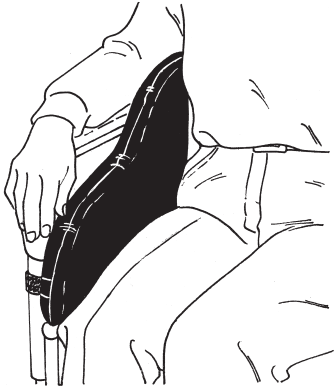
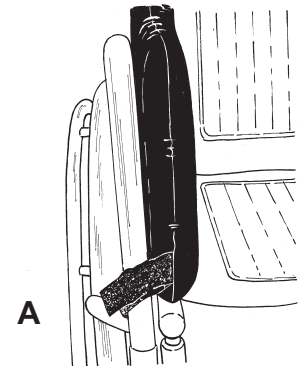


Snug Support



Reorder #	Description	Unit
<input type="checkbox"/> AL-85354-01	Wheelchair 16"L Snug Support	Each
<input type="checkbox"/> AL-85354-02	Wheelchair 16"L Snug Support	2/PK




Purpose

The foam-padded Snug Support controls lateral leaning in the wheelchair. Padded on both sides, it may be used for left- or right-leaning residents. Bilaterally will require two Snug Supports. This device may also be used in the geri-chair.

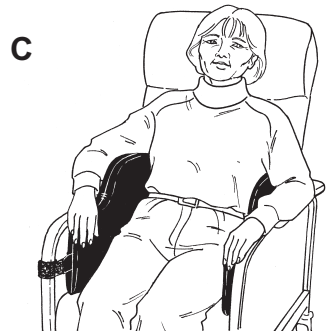
Wheelchair application

1. Place the Snug Support on either the right or left side of the chair as shown in the illustration above. Wrap the double-sided front Velcro[®] strap around the armrest support bar and press the strap against itself to secure the closure. (Illustration A)
2. Wrap the double-sided rear Velcro[®] strap around the bar behind the armrest pad and press the strap against itself to secure the closure. (Illustration B)



Geri-chair application

Geri-chairs vary considerably in their design, and it may not always be possible to secure the Velcro[®] strap to the geri-chair frame. If possible, secure the strap to the front of the frame. (Illustration C) If this is not possible, the Snug Support may be used without attaching the strap, as the resident's body will keep it in the proper position. Because geri-chairs are wide, your resident may require two Snug Supports for proper lateral positioning.



Easy care

The Snug Supports may be cleaned with a spray-type cleanser and damp cloth. A non-bleach disinfectant may be used.